

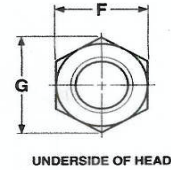
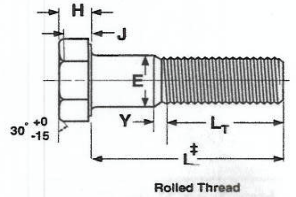
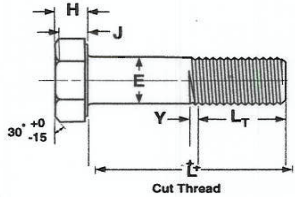


Atlanta, Georgia

Phone 800-521-7326

Fax 770-745-1333

Hex Bolt Grade 5 Zinc and 8 Yellow Zinc



Peco Catalog#	E Diameter		F Width Across Flats			G Width Across Corners			H Head Height		J Wrench Height	L Thread Length		Y Transition Thread Length		
	Basic Diameter	Min	Max	Basic	Min	Max	Min	Max	Basic	Min	Max	Screw Length < 6"	Screw Length > 6"	Max		
	1/4	0.2500	0.2450	0.2500	7/16	0.428	0.438	0.488	0.505	5/32	0.150	0.163	0.106	0.7500	1.0000	0.250
	5/16	0.3125	0.3065	0.3125	1/2	0.489	0.500	0.557	0.577	13/64	0.195	0.211	0.140	0.8750	1.1250	0.278
	3/8	0.3750	0.3690	0.3750	9/16	0.551	0.562	0.628	0.650	15/64	0.226	0.243	0.160	1.0000	1.2500	0.312
	7/16	0.4375	0.4305	0.4375	5/8	0.612	0.625	0.698	0.722	9/32	0.272	0.291	0.195	1.1250	1.375	0.357
	1/2	0.5000	0.4930	0.5000	3/4	0.736	0.750	0.840	0.866	5/16	0.302	0.323	0.215	1.2500	1.500	0.385
See Section Three of Our Catalog	9/16	0.5625	0.5545	0.5625	13/16	0.798	0.812	0.910	0.938	23/64	0.348	0.371	0.250	1.375	1.625	0.417
	5/8	0.6250	0.6170	0.6250	15/16	0.922	0.938	1.051	1.083	25/64	0.378	0.403	0.269	1.500	1.750	0.455
	3/4	0.7500	0.7410	0.7500	1-1/8	1.100	1.125	1.254	1.299	15/32	0.455	0.483	0.324	1.750	2.000	0.500
	7/8	0.8750	0.8660	0.8750	1-5/16	1.285	1.312	1.465	1.516	35/64	0.531	0.563	0.378	2.000	2.250	0.556
	1	1.0000	0.9900	1.0000	1-1/2	1.469	1.500	1.675	1.732	39/64	0.591	0.627	0.416	2.250	2.500	0.625
	1-1/8	1.1250	1.1140	1.1250	1-11/16	1.631	1.688	1.859	1.949	11/16	0.658	0.718	0.461	2.500	2.750	0.714
	1-1/4	1.2500	1.2390	1.2500	1-7/8	1.812	1.875	2.066	2.165	25/32	0.749	0.813	0.530	2.750	3.000	0.714
	1-1/2	1.5000	1.4880	1.5000	2-1/4	2.175	2.250	2.480	2.598	1-5/16	0.902	0.974	0.640	3.250	3.500	0.833
Tolerance on Length		Screw Size		Screw Length												
				Up to 1"			Over 1" to 2-1/2"			Over 2-1/2" to 4"			Over 4" to 6"		Longer than 6"	
		1/4 to 3/8		-0.03			-0.04			-0.06			-0.10		-0.18	
		7/16 to 1/2		-0.03			-0.06			-0.08			-0.10		-0.18	
		9/16 to 3/4		-0.03			-0.08			-0.10			-0.10		-0.18	
		7/8 to 1					-0.10			-0.14			-0.16		-0.20	
1-1/8 to 1-1/2					-0.12			-0.16			-0.18		-0.22			

ASME B18.2.1-1996
 Core Hardness
 Surface Hardness
 Proof Load
 Yield Strength
 Tensile Strength
 Elongation
 Reduction of Area
 Material

	1/4" through 1" Diameter Grade 5	1-1/8" through 1-1/2" Diameter Grade 5	
Rockwell	C25-C34	C19-C30	
Rockwell	30N54 max.	30N50 max.	
psi	85,000	74,000	
psi	92,000 psi min.	81,000 psi min.	
psi	120,000 psi min.	105,000 psi min.	
	14% min.	14% min.	
	35% min.	35% min.	
Medium Carbon Steel. Use of an allow steel is also acceptable.			

ASME B18.2.1-1996
 Core Hardness
 Surface Hardness
 Proof Load
 Yield Strength
 Tensile Strength
 Elongation
 Reduction of Area
 Material

	1/4" through 1" Diameter Grade 8	1-1/8" through 1-1/2" Diameter Grade 8	
Rockwell	C33-C39	C33-C39	
Rockwell	30N58.6 max.	30N58.6 max.	
psi	120,000	120,000	
psi	130,000 psi min.	130,000 psi min.	
psi	150,000 psi min.	150,000 psi min.	
	12% min.	12% min.	
	35% min.	35% min.	
Medium Carbon alloy steel. Diameters 1/4-7/16 AISI 1541 Steel is also permissible.			

Peco Fasteners specification sheets are a reference guide to help in the selection of fasteners. Peco has made every effort to ensure the accuracy of the information. However, Peco Fasteners is not responsible for any errors that may be contained within these sheets. Peco Fasteners makes no claim of warranty in the accuracy of this information. Users of this information are solely responsible for protecting themselves against liability. It is solely the responsibility of the purchasers and users of these fasteners to consult with Engineers that are experts in an applicable field. Peco Fasteners is not responsible for any loss, claim, or damage due to these specification sheets.